

Set Fire To The Rain

Adele – Album Version

Music & Words:
Fraser Smith/Adele Adkins
Bearbeitung: B. Scherler

♩ = 112

Intro

Verse

Set Fire To The Rain

Intro
Em | **G** | **D** | **Am** | Verse
Em | **G** | **D** |
 1. I let it fall, my heart, and as it fell you rose to claim

Am | **Em** | **G** | **D** | **Am** |
 it. It was dark and I was over-un-til you kissed my lips and you saved me. My

Em | **G** | **D** | **Am** | **Em** |
 hands they're strong, but my knees were far too weak to stand in your arms

G | **D** | **Am/C** | **Am** | **Pre-Refrain**
 with-out fall - ing to your feet. But there's a side to you that I ne-ver knew, ne-ver knew. All the

Em | **C** |
 things you'd say they were nev-er true, nev-er true. And the games you'd play you will

D | **Refrain**
Em |
 al-ways win, al-ways win. And I set fi-re to the rain, watched it pour

D | **Am7** |
 as I touched your face. Well, it burned while I cried 'cause I heard

1. Verse
Em | **Dsus4** | **D** | **G** |
 it scream - ing out your name, your name! 2. When I lay with you I could stay

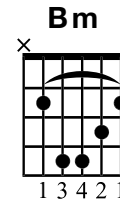
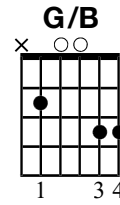
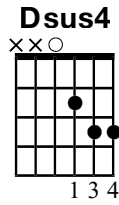
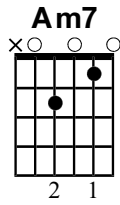
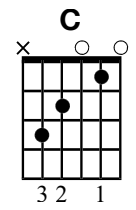
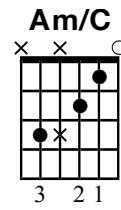
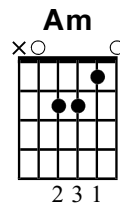
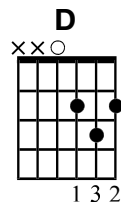
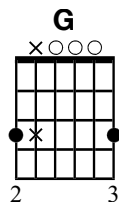
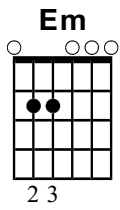
D | **Am** | **Em** | **G/B** | **D** |
 there. Close my eyes, feel you here for-ev-er. You and me to- geth-er, noth- ing is bet-

Dsus4 | **D** | **Refrain**
Dsus4 | **D** | **Em** | **D** |
 - ter! 'Cause there's a I set fi-re to the rain and I threw us in-to the flames.

Am7 |
 When we fell, some-thing died 'cause I knew that that was the last

C | **Dsus4** | **Bridge**
C | **G/B** |
 time, the last time. Some - times I wake up by the door, that heart you

Bm | **D** | **C** | **G/B** |
 caught, must be wait - ing for you. E - ven now when we're al - read - y ov - er, I can't help



D

Zupfbegleitung:
Picking Pattern:

Rhythmusbegleitung:
Strum Pattern:

Musical notation for D chord in 4/4 time, starting with a piano (p) dynamic. Notes: D4 (quarter), F#4 (quarter), A4 (quarter), B4 (quarter). Fingering: i, m, i, a, i, m, i.

2 Akkorde pro Takt:
2 chords in a bar:

Dsus4 **D**

Zupfbegleitung:
Picking Pattern:

Rhythmusbegleitung:
Strum Pattern:

Musical notation for Dsus4 and D in 4/4 time, starting with a piano (p) dynamic. Notes: D4 (quarter), F#4 (quarter), A4 (quarter), B4 (quarter) for Dsus4; D4 (quarter), F#4 (quarter), A4 (quarter), B4 (quarter) for D. Fingering: i, m, a, i, m, a.